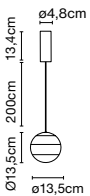


Dipping Light Jordi Canudas

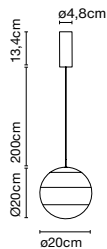
marset



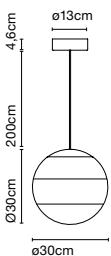
Dipping Light 13



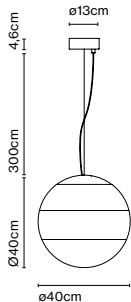
Dipping Light 20



Dipping Light 30



Dipping Light 40



Dipping Light 13

Light source:
LED SMD 350mA 4,05W 2700K CRI90 463lm
Luminaire:
220 - 240 VAC TRIAC 5,72W 203lm

Dipping Light 20

Light source:
LED SMD 350mA 4,05W 2700K CRI90 463lm
Luminaire:
220 - 240 VAC TRIAC 5,72W 231lm

Dipping Light 30

Light source:
LED SMD 700mA 8,2W 2700K CRI90 913lm
Luminaire:
220 - 240 VAC TRIAC 10,87W 379lm

Dipping Light 40

Light source:
LED COB 700mA 23,7W 2700K CRI90 3280lm
Luminaire:
220 - 240 VAC TRIAC 28,4W

LED included
Black electrical cord

Watch video
info@marset.com
www.marset.com

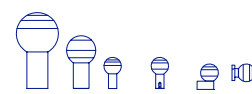
Hand-blown glass lamp in glossy white with different layers of paint. A polycarbonate cover at the top rounds out the spherical shape.

- White
- Blue
- Green
- Ambar
- Pink



- [Download](#) Assembly instructions
- [Download](#) Energy label
- [Download](#) 2D
- [Download](#) 3D
- [Download](#) Photometric data

Range

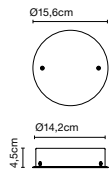


The new suspension Dipping Light gets rid of everything to keep only the essential, with colour taking centre stage. When using several lamps to make a composition, the visual effect is mesmerising. This new version comes in four sizes, with 13,5, 20, 30 and 40 cm diameters.

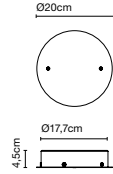
For mounted canopy installation

Take into account the total power in watts, the power of the driver, and the wire entry points of the canopy. The total wattage of the selected lamps elements cannot exceed the max wattage of the canopy's driver. Therefore, you must choose your canopy/driver by the power required. Finally, the number of lamps installed in a single canopy cannot exceed the number of wire entry points of that canopy.

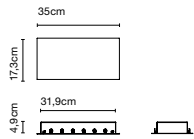
Canopy 20W/ Circular



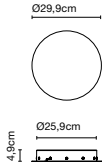
Canopy 50W/ Circular



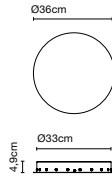
Canopy 50W/ Rectangular



Canopy 50W/ Circular



Canopy 100W/ Circular



Dipping Light 13 - 24V

Light source: LED SMD 24Vdc 5W 2700K CRI90 495lm
Luminaire: (Power supply not included) 203lm

Dipping Light 20 - 24V

Light source: LED SMD 24Vdc 5W 2700K CRI90 495lm
Luminaire: (Power supply not included) 231lm

Dipping Light 30 - 24V

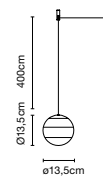
Light source: LED SMD 24Vdc 11,5W 2700K CRI90 1024lm
Luminaire: (Power supply not included) 379lm

LED included

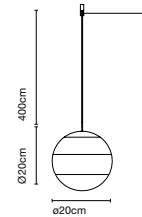
Wire entry points

Canopy 20W/ Circular	3
Canopy 50W/ Circular	5
Canopy 50W/ Rectangular	9
Canopy 50W/ Circular	9
Canopy 100W/ Circular	19

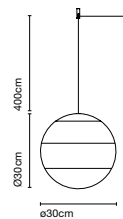
Dipping Light 13 - 24V



Dipping Light 20 - 24V



Dipping Light 30 - 24V



Black electrical cord

This system makes it possible to connect several suspension lamps into a single point of light, offering the absolute freedom to build with light. The Cluster accessory helps to illuminate large spaces or create compositions with the Dipping Light collection or the Ginger 20 model.