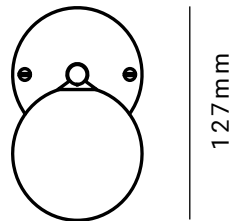


300mm




127mm

| | |
|----------------------|---|
| Product | Shida on wall |
| Lamp type | 240V G9 |
| Supplied lamp | 3.5W 3000K dimmable LED x 2 |
| Size | 300 x 127 x 80mm |
| Weight | 2kg |
| Ceiling mount | Recessed |
| Finishes | Brass and plated finishes (Pictured in Dark Bronzed Brass). |

Brass finishes



Dark Bronzed Brass



Bronzed Brass

Plated finishes

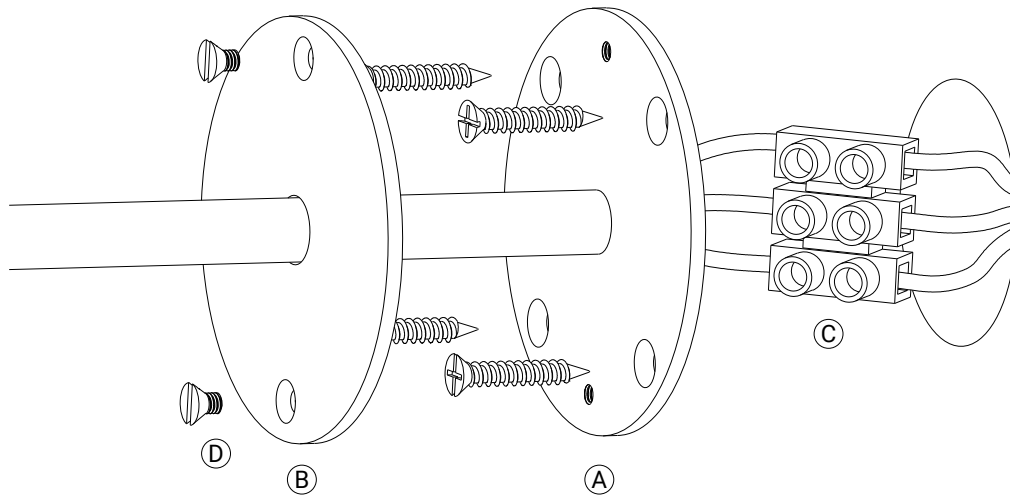


Chrome



Brushed Nickel

*Each hand finished surfaces are unique and variations may occur.



Installation - recessed wall mount

1. Make sure to turn off the main power before installation.
2. Drill \varnothing 35 - 50mm hole to the wall to allow the terminal block (C) to fit through.
3. Connect live wires to the fitting (A) using the terminal block (C) supplied.
4. Place wiring into the wall, and attach the fitting (A) to the wall by appropriate screws.
5. Carefully slide up the cover plate (B), then secure it with the wall mount screws (D).
6. Insert the supplied bi-pin lamps to the lampholders.
7. Screw in the glass shades to the lampholders.
8. Turn on the main power.

Caution: Installation must be performed by certified electrician.

